



Technical Rider General

•Rebel Monster uses In-Ear Monitoring! No exceptions!

•Monitor Mix: Band! FOH Mix: FOH-Tech.

•Equipment for In-Ear Monitoring and Mics are provided by the Band.

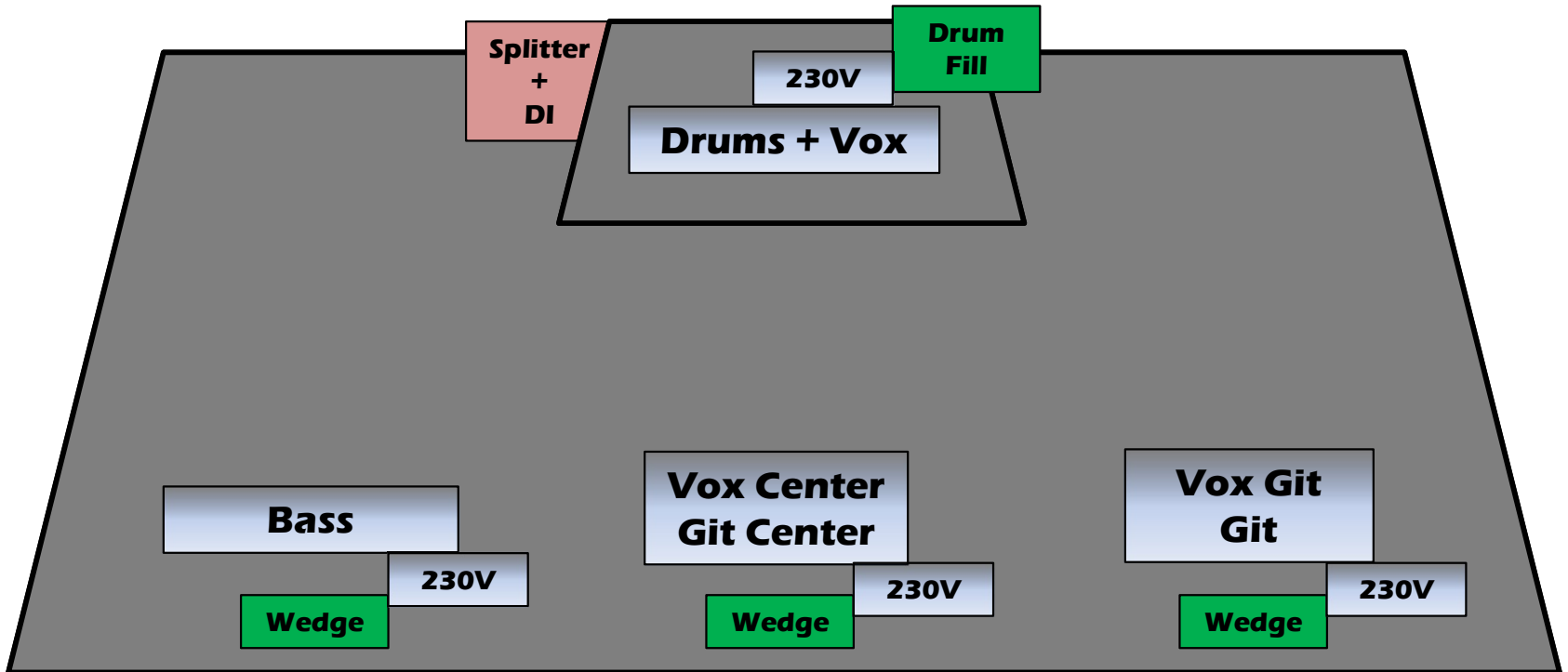
•Rebel Monster uses E-Drums and no Amps!! FOH system must deliver sufficient power for this purpose, even in small venues.

•Drumfill: Drums + FOH Mix. Monitors: FOH Mix

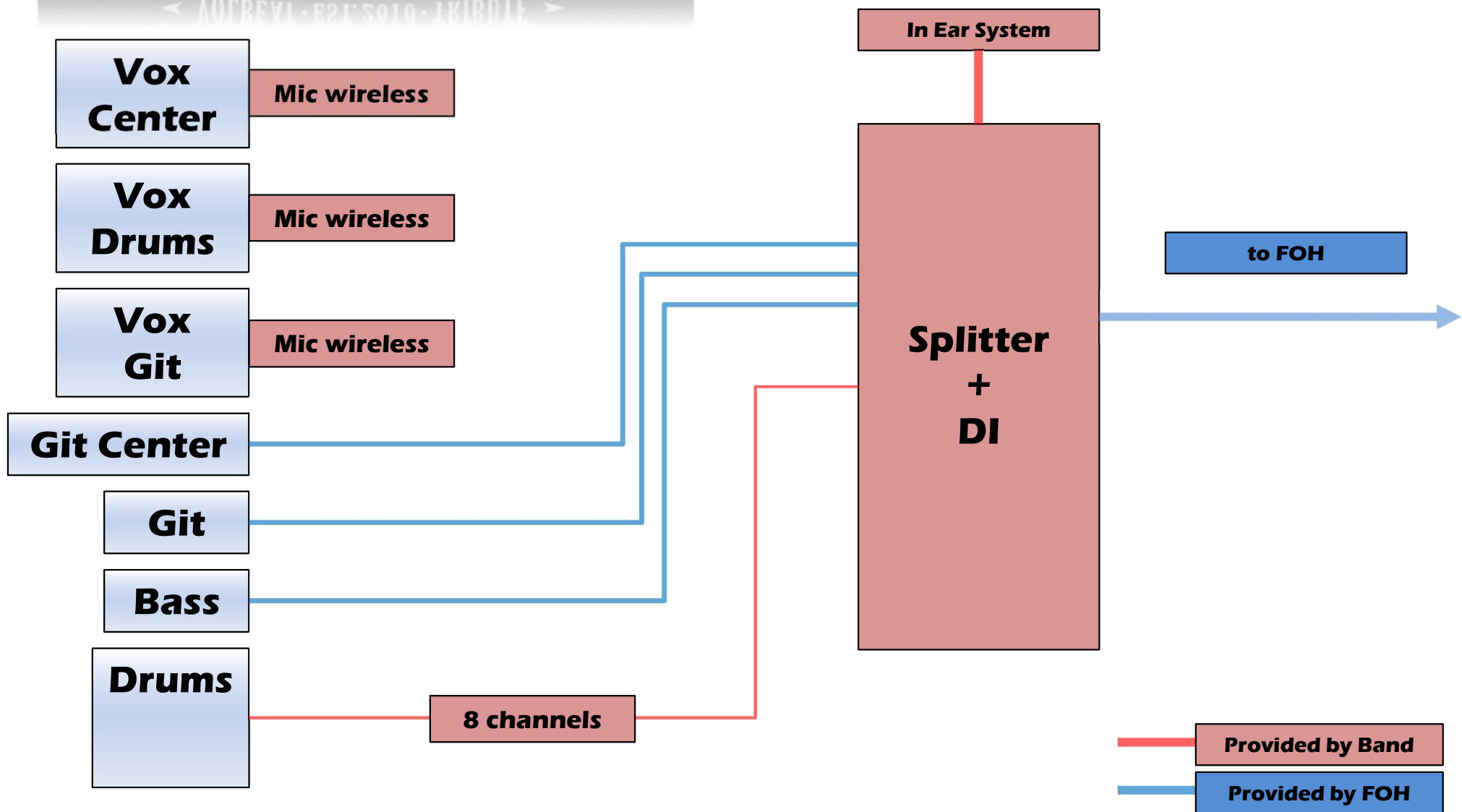
• The following pages show the signal-path and monitoring concept. For further details or questions please contact:

Oliver Noerdlinger: (0) 157 8344 6934

Technical Rider Stage



Technical Rider Signal Flow





Technical Rider Channels + Freqs


Splitter 1 - Palmer PAN08			
1	2	3	4
Vox Center	Vox Drums	Vox Git	
Splitter 2 - Palmer PAN08			
1	2	3	4
Git Center	Git	Bass	
Splitter 3 - Palmer PAN08			
1	2	3	4
Bassdrum	Snare	HH	Ride
Splitter 4 - Palmer PAN08			
1	2	3	4
Toms L	Toms R	OH L	OH R

Vox Center	562.675 MHz
Vox Drums	591.425 MHz
Vox Git	863 MHz – 865 MHz
In Ear Center	660.575 MHz
In Ear Git	655.400 MHz
In Ear Bass	658.500 MHz

REBELMONSTER

VOLBEAT · EST. 2010 · TRIBUTE

Technical Rider Splitter + DI



REBELMONSTER

VOLBEAT · EST. 2010 · TRIBUTE

Technical Rider Stage Setup

Backdrop:
4m x 3m

**No Lights,
Scanners or
Moving Heads
lower than 2m!**

**No Lights,
Scanners or
Moving Heads
lower than 2m!**

Rollup:
2m x 2m

Rollup:
2m x 2m

